

QUARTERLY MONITORING REPORT

DIRECTORATE: Environment
SERVICE: Major Projects
PERIOD: Quarter 1 to period end 30th June 2009

1.0 INTRODUCTION

This monitoring report covers the Major Projects Department first quarter period up to period end 30th June 2009. It describes key developments and progress against 'key' milestones and performance indicators for the service.

The way in which traffic lights symbols have been used to reflect progress to date is explained within Appendix 4.

2.0 KEY DEVELOPMENTS

- Negotiations continue with Renova (the PCT's PFI company) to secure a new health centre for Castlefields.
- Strengthening of the Ditton Station Bridge has been completed.
- The former Bayer site on the Widnes Waterfront was acquired. And site clearance is continuing

3.0 EMERGING ISSUES

- The HCA (Homes and Community Agency) informed the Council that it would not maintain its commitment to the Canal Quarter development. Alternative ways of progressing the development in the absence of the promised gap funding are being evaluated, and will be completed by December, 2009.
- Demolition of the Bayer plant is continuing with a view to providing a cleared site by 2011. A masterplanning exercise is under way considering options for its development.
- The economic climate is continuing to hinder and slow down developments.

4.0 PROGRESS AGAINST OBJECTIVES / MILESTONES




Total	14		12		2		0
--------------	-----------	--	-----------	--	----------	--	----------

Good progress is being made to meet most objectives/milestones within set timescales. For further details, please refer to Appendix 1.

5.0 SERVICE REVIEW




It was reported in the Q4 2008-9 Review that the Budget Review identified a £30,000 saving to be achieved in 2009-10 by the loss of the post of Divisional Manager Projects Development. This post will be surrendered in November 2009.

6.0 PROGRESS AGAINST KEY PERFORMANCE INDICATORS

Total	2		2		0		0
--------------	----------	-----------------------------------------------------------------------------------	----------	-----------------------------------------------------------------------------------	----------	-------------------------------------------------------------------------------------	----------

Good progress is being made towards targets for both “Key” performance indicators. For further details, please refer to Appendix 2.

6.1 PROGRESS AGAINST OTHER PERFORMANCE INDICATORS

Total	0		0		0		0
--------------	----------	-----------------------------------------------------------------------------------	----------	-----------------------------------------------------------------------------------	----------	-------------------------------------------------------------------------------------	----------

No “Other” performance indicators have been reported by exception this quarter.

7.0 RISK CONTROL MEASURES

During the production of the 2008-09 Service Plan, the service was required to undertake a risk assessment of all Service Objectives.

Where a Service Objective has been assessed and found to have associated ‘High’ risk, progress against the application of risk treatment measures is to be monitored, and reported in the quarterly monitoring report in quarters 2 and 4.

No risks have been identified as High for the service.

8.0 PROGRESS AGAINST HIGH PRIORITY EQUALITY ACTIONS

During 2007/08 the service was required to undertake an Equality Impact Assessment. Progress against actions identified through that assessment, with associated High priority are to be reported in the quarterly monitoring report in quarters 2 and 4.




No actions have been identified as high priority for the service.







9.0 DATA QUALITY


The author provides assurance that the information contained within this report is accurate and valid and that every effort has been made to avoid the omission of data. Where data has been estimated, has been sourced directly from partner or other agencies, or where there are any concerns regarding the limitations of its use this has been clearly annotated.




10.0 APPENDICES


Appendix 1- Progress against Objectives/ Milestones
Appendix 2- Progress against Key Performance Indicators
Appendix 3- Financial Statement
Appendix 4- Explanation of traffic light symbols



Service Plan Ref.	Objective	2009/10 Milestone	Progress to date	Commentary
MP 1	To implement a regeneration plan for the Widnes Waterfront in accordance with the Widnes Waterfront Team Plan and Widnes Waterfront Regeneration Masterplan 2 resulting in 44 ha. of regenerated land on the Widnes Waterfront	Implementation proceeding according to NWDA Performance Plan 09/10: This will set out the commitment of Halton's Urban Renewal Partnership to deliver a set of projects funded by the NWDA in the financial year 2009-10. Mar 2010		The Draft NWDA Performance Plan was agreed at the UR SSP 21st April 2009. It is being considered by the North West Development Agency. Currently all projects within this year's plan are on target to complete this financial year. The former Bayer site was purchased with North West Development Agency funding.
		Completion of phase 1 Venture Fields Leisure Development. Mar 2010		Currently renegotiating the tenant agreements, finalising NWDA funding and agreeing heads of terms
MP 2	To implement a regeneration plan for Castlefields according to the Castlefields Team Plan and Regeneration Masterplan resulting in the delivery of The Masterplan's Vision of an holistically improved estate	Implementation according to Masterplan Phase 2: Commence construction of local centre Apr 2009.		Phase two RSL housing programme has commenced and is on target. Phase 1 of Village Square, housing development Muncaster Court, completed on target by CDS. Negotiations continuing with Renova and the PCT to accommodate a new health centre for which planning will be sought.

Service Plan Ref.	Objective	2009/10 Milestone	Progress to date	Commentary
		Market Lakeside Development Site subject to market review Mar 2010		Present housing market conditions remain depressed given the current economic climate. This situation will be kept under review as we move throughout the year to ensure that optimum conditions prevail before commencing marketing activity
MP 3	To implement a regeneration plan for 3 MG (formerly known as Ditton Strategic Rail Freight Park) resulting in the creation of a regionally-significant rail freight park	Complete 12 acres of parkland and open to the community Aug 2009		The formal opening of the new 12-acre Halebank Park will be held in August 2009
		Complete a development agreement for the delivery of the rail sidings Dec 2009		Negotiations on-going; Potential grant funding from ERDF and Freight Facilities Grant being sought.
		Complete the first phase of warehouse development and the remediation of Marsh Brook and 50 acres of contaminated land Oct 2009		Stobart's development is on target
		Provide bespoke skills and recruitment package to end user and secure employment for local people March 2010		Package in place. Currently awaiting end users and timescales
		Have the first phase of sidings infrastructure completed Mar 2010		Design complete and priced. Delivery mechanisms being explored.

Service Plan Ref.	Objective	2009/10 Milestone	Progress to date	Commentary
MP 4	Monitor investment levels in the 3 town centres in order to comply with Community Plan objectives (See Team Plan) and ensure a continued improvement in the quality of Halton's Town Centres	Ensure continued investment in town centres of at least £1 million per annum. Mar 2010		<p>Negotiations ongoing with developers regarding developments in Runcorn Town Centre, including the Scala building.</p> <p>WNF funding secured for a town centre initiative. Consequently consultants are being commissioned to undertake a branding strategy and action plan for Widnes. The Widnes Shopping Park is on target for completion, opening in April 2010.</p> <p>The consultancy exercise to bring forward a masterplan for Victoria Road is progressing.</p>

Service Plan Ref.	Objective	2009/10 Milestone	Progress to date	Commentary
		Co-ordinate the commencement on site of Phase 1 of the Canal Quarter development with residential and civic developments. Mar 2010		Negotiations are still ongoing with Urban Splash. Architects AHMM have been commissioned to undertake a further small study to demonstrate options for part of the site. The site investigations and drainage strategy are complete. However, the HCA (Homes and Community Agency) have withdrawn their financial commitment to the scheme. and consequently an assessment is being made as to how best to secure activity on site in the current economic climate.
MP 5	Reclamation of contaminated and derelict land including 48 ha. at St Michael's Golf Course to produce a safe and attractive replacement course	Phase 2, the physical reclamation of the Golf Course, funded by approximately £4 million grant from DEFRA, started Mar 2010		The application for grant submitted to DEFRA in December 2008 is still outstanding. There have been several calls for more information from DEFRA which has been supplied. The contract with Land & Water is ready for implementation once grant approval is received. Provided there is an approval from Defra, work is scheduled to start on site before the end of the summer.
MP 6	To implement the Urban Renewal Strategy and Action Plan	Three meetings of Urban Renewal SSP held. Mar 2010		Environment Sub-Group formed and meetings has now been scheduled.

Service Plan Ref.	Objective	2009/10 Milestone	Progress to date	Commentary
		Urban Renewal allocation of WNF allocated and fully spent. Mar 2010		Programme agreed and on target; additional workshop project has now been commissioned by LSP.

Ref	Description	Actual 2008/9	Target 09/10	Quarter 1	Progress	Commentary
Service Delivery						
<u>MP</u> <u>LI13</u>	Urban Renewal: Outputs as set out in Succession Urban Renewal Strategy and Action Plan (% achieved)	100	100	100		Action Plan currently on schedule to achieve targets.
<u>MP</u> <u>LI14</u>	3MG: Outputs as set out in Masterplan (% achieved)	100	100	100		On target

MAJOR PROJECTS

Revenue Budget as at 30th June 2009

	Annual Revised Budget £'000	Budget To Date £'000	Actual To Date £'000	Variance To Date (Overspend) £'000	Actual Including Committed Items £'000
Expenditure					
Employees	653	173	168	5	168
Premises Support	38	10	10	0	10
Supplies & Services	69	18	6	12	6
Transport	32	8	8	0	8
Central Support Services	579	145	145	0	145
Departmental Support Services	27	0	0	0	0
Asset Charges	335	0	0	0	0
Total Expenditure	1,733	354	337	17	337
Income					
Fees & Charges	-112	-11	-11	0	-11
Recharges to Capital	-746	-186	-178	(8)	-178
Total Income	-858	-197	-189	(8)	-189
Net Expenditure	875	157	148	9	148

Comments on the above figures:

In overall terms spend to the end of quarter one is slightly under budget. This is due to spend on supplies and services being below budget for the quarter.

It is anticipated that overall revenue spending will be in line with the departmental budget at year end.

MAJOR PROJECTS

Local Strategic Partnership Schemes as at 30th June 2009

	Annual Revised Budget	Budget To Date	Actual To Date	Variance To Date (Overspend)	Actual Including Committed Items
	£'000	£'000	£'000	£'000	£'000
Widnes Waterfront	220	55	35	20	35
Business Parks Improvement	15	4	3	1	3
Town Centre Improvements	130	32	0	32	0
Partnership Co-ordinator	20	5	10	(5)	10
Contaminated Land	100	25	0	25	1
Total Expenditure	485	121	48	73	49

Comments on the above figures:

Local Strategic Partnership (LSP) funding spending to the end of quarter one is below budget profile.

Regular monitoring reports are sent to the LSP in respect of all LSP projects and any areas of concern are dealt with throughout the year by the LSP support team and individual project managers. Some variances against the budget are expected, as the LSP have deliberately over-programmed in order to ensure that the full allocation of Working Neighbourhood Fund grant is spent during the year.

MAJOR PROJECTS




Capital Projects as at 30th June 2009

	2009-10 Capital Allocation £'000	Allocation To Date £'000	Actual Spend To Date £'000	Total Allocation Remaining £'000
<u>Multi-Funded Projects</u>				
Widnes Waterfront	2,542	87	0	2,542
Castlefields	3,138	40	57	3,081
3MG	715	185	64	651
<u>LSP (Urban Renewal) Projects</u>				
Sites Purchase	300	0	0	300
Widnes Waterfront	60	15	13	47
<u>HBC Projects</u>				
The Hive	2,000	0	0	2,000
Total Capital	8,755	327	134	8,621

Comments on the above figures:

With regard to the three programmes detailed under the Multi Funded Projects header, there is continued change to the programmes and the costings/funding allocations are being continually updated.

The traffic light symbols are used in the following manner:

	<u>Objective</u>	<u>Performance Indicator</u>
<u>Green</u>	 <p>Indicates that the <u>milestone/objective is on course to be achieved</u> within the appropriate timeframe.</p>	Indicates that the <u>target is on course to be achieved.</u>
<u>Amber</u>	 <p>Indicates that it is <u>unclear</u> at this stage, <u>whether the milestone/objective will be achieved</u> within the appropriate timeframe.</p>	Indicates that it is either <u>unclear</u> at this stage or too early to state whether the target is on course to be achieved.
<u>Red</u>	 <p>Indicates that it is <u>highly likely or certain that the milestone/objective will not be achieved</u> within the appropriate timeframe.</p>	Indicates that the <u>target will not be achieved</u> unless there is an intervention or remedial action taken.